

---


# GuitarPCB Present


## NostalgiTone 70s Boost Single

---


Are you ready to elevate your game? The **NostalgiTone 70's Boost** is here to give you the ultimate sonic experience.

**70's Boost:** The Rangemaster was a cornerstone of many '70s rock sounds including guitar legends like Tony Iommi, Marc Bolan, and Brian May, as well as the pioneers of N.W.O.B.H.M. like Judas Priest and Iron Maiden. Our Boost circuit goes beyond, merging the standard output Volume control with our Range control, from classic treble-boost tone to full range or any sweet spot in between. Plus, the Heat control gives you mastery over gain level saturation, flexibility the original lacked with its fixed maximum gain. It is now your turn to redefine classic rock tones.

 **Easy Wiring:** No more daunting wiring hassles! Say hello to beauty under the hood. Enjoy all-analog tones with modern features that will slip into your gig bag, ensuring you are always ready to unleash your musical magic.

 **Available Components:** We recognize the hurdles of component availability. Rest assured, we've carefully selected components for the **NostalgiTone** series currently available from today's popular vendors.

Do not settle for the ordinary when you can have extraordinary. Elevate your tone with the **NostalgiTone** series singles from GuitarPCB. Get yours today and discover a world of sonic possibilities like never before!

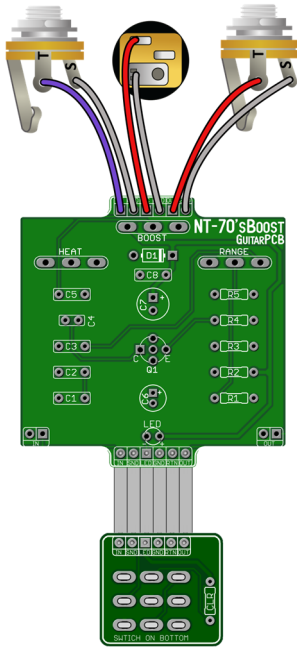


**Mainboard Dimensions – 2.10" x 2.12" – Perfectly sized for a 1590B or 125B enclosure**

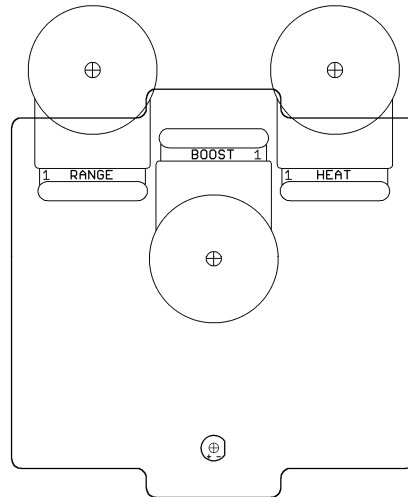
**Included with each PCB purchase. – (1) Mainboard, (1) wiring board, and (1) ribbon cable.**




Easy Wiring Diagram



Drill Template - Generic



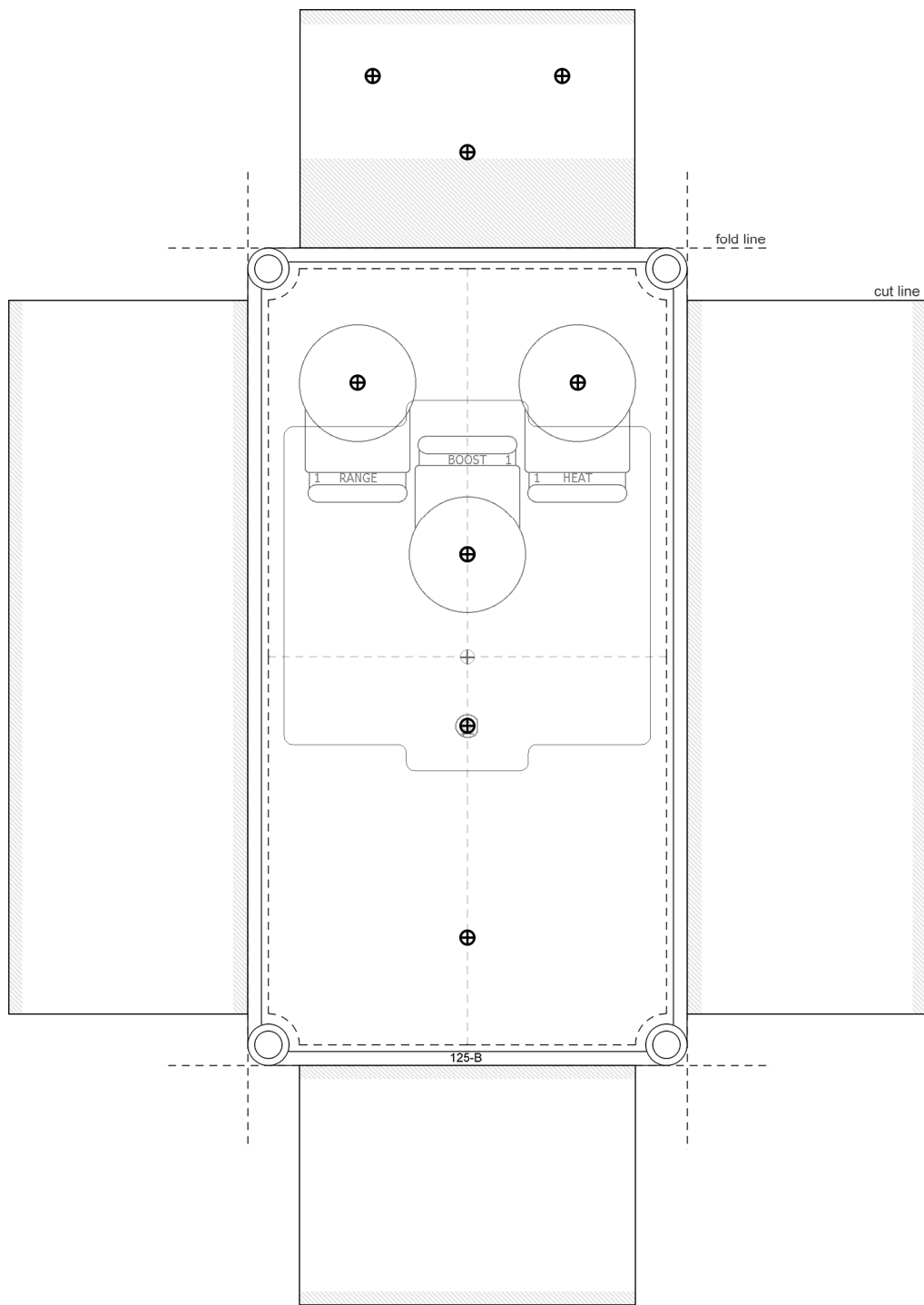
When using 1590B enclosures, it is best to mount the ribbon cable on top of the main board/3PDT wiring board instead of underneath. This is because the enclosure's compact size restricts space for the side jack Input and Output plugs.



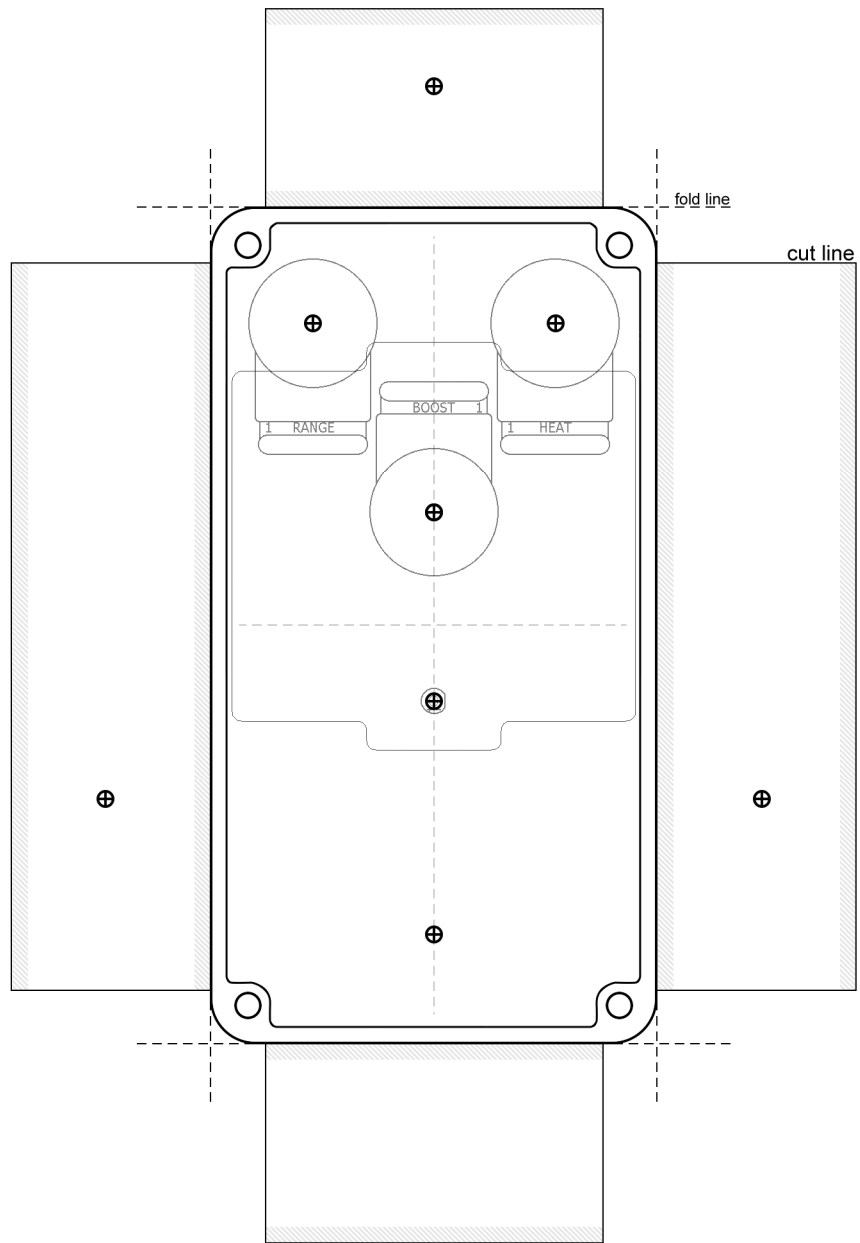
The full-size drill templates for 125B and 1590B enclosures can be found on the following two pages. Additionally, you can find a link to Tayda's pre-drilled enclosures on the shop page at GuitarPCB.com.



***This Build Document, PCB, Artwork and Schematic image are property of ©GuitarPCB.com***  
*All copyrights, trademarks and artworks remain the property of their owners.*  
*Any company or product names used are for identification and educational purposes only.*  
*GuitarPCB is in no way affiliated with any said companies and are not to be misrepresented.*



**125B Drill Template**



**1590B Drill Template**